



# API INTEGRATION GUIDE TRACK N TRACE (V3.2)

## TABLE OF CONTENTS

2	
5	
6	
6	
7	
7	
Get Driver details .....	10
11	
13	
14	
15	
15	
17	
Unsubscribe.....	20
Pings .....	21
Consent Status .....	22
22	
24	
Get Latest Location By Doc / Vehicle Number .....	27
Create Trip Using Branch Codes .....	29
End Trip Based on Vehicle Number.....	33
Replace Vehicle.....	34
Update Drivers .....	35
Generate a Public link for a Trip .....	36
Update Document number .....	37

Version	Date	Author	Description of Change
1.0	06/06/2019	Cargo Exchange Team	Initial Version
1.1	16/07/2019	Cargo Exchange Team	<ol style="list-style-type: none"> <li>1. Added error codes for subscribe, location and unsubscribe end points.</li> <li>2. Version number changed to Subscribe, fetch location and Unsubscribe end-points (changed from V1 to V2)</li> <li>3. Carrier is optional in Subscribe end point</li> </ol>
1.2	29/07/2019	Cargo Exchange Team	Removed the sandbox URL
1.3	22/10/2019	Cargo Exchange Team	Auth key generation steps added as part of Setup
1.4	19/11/2019	Cargo Exchange Team	Consent status end point added
1.5	17/01/2020	Cargo Exchange Team	Added new end point to create trip
1.6	24/01/2020	Cargo Exchange Team	User SMS response details in Subscribe end point (only applicable for Jio)
1.7	27/01/2020	Cargo Exchange Team	Updated the origin and destination coordinates in Create Trip
1.8	18/02/2020	Cargo Exchange Team	<ul style="list-style-type: none"> <li>• Added distance travelled, total distance and remaining distance in 'Fetch Latest Location' end point.</li> <li>• New end point to get the location by using Document Number or Vehicle Number.</li> </ul>
1.9	21/02/2020	Cargo Exchange Team	<ul style="list-style-type: none"> <li>• Operator name in responses to create trip and subscribe end points.</li> <li>• Transporter name in create trip end point</li> <li>• When branches is given while creating trip, trip will be visible to the given branches.</li> <li>• New endpoint (B) to add pings to the trip created from API</li> <li>• New endpoint (C) to end the trip created from API</li> </ul>
2.0	28/04/2020	Cargo Exchange Team	<ul style="list-style-type: none"> <li>• Sub Status for the error codes - Subscribe</li> </ul>

			and Location end points
2.1	10/05/2020	Cargo Exchange Team	<ul style="list-style-type: none"> <li>No need to send the pings in body, pings will be added in trip based on the end date and time and default frequency in settings.</li> <li>Added tripid and trackid in success response to create trip end point.</li> <li>Added tripid and trackid in create trip end point for errors "vehicle already being tracked" and "User &lt;phone number&gt; already being tracked in tripld of &lt;trackid&gt;".</li> </ul>
2.2	24/06/2020	Cargo Exchange Team	<ul style="list-style-type: none"> <li>Added new error message in subscribe end point- Invalid Operator (416)</li> </ul>
2.3	11/08/2020	Cargo Exchange Team	<ul style="list-style-type: none"> <li>Added conditions for Jio Numbers in Subscribe and Unsubscribe end points</li> </ul>
2.4	29/10/2020	Cargo Exchange Team	<ul style="list-style-type: none"> <li>Driver Details Endpoint (Give Driver Details Of a trip) -&gt; It should work for all kind of trips</li> <li>Trip Close (To End the auto end)</li> <li>Update Frequency endpoint is now enabled for auto end trip also.</li> <li>Update Tracking(End Time) endpoint is now enabled for auto end trips also.</li> </ul>
2.5	22/05/2021	Cargo Exchange Team	<ul style="list-style-type: none"> <li>Create trip based on mode (Trips which are monitored in the TnT application)</li> </ul>
2.6	29/05/2021	Cargo Exchange Team	<ul style="list-style-type: none"> <li>End trip based on vehicle number (Trips which are monitored in the TnT application)</li> </ul>
2.7	14/09/2021	Cargo Exchange Team	<ul style="list-style-type: none"> <li>Added multi destination while creating trip using branch codes (Removed mode as Trip will be created based on the vehicle has gps or not)</li> </ul>
2.8	01/10/2021	Cargo Exchange Team	<ul style="list-style-type: none"> <li>Added multi destination with pincode while creating trip (First end point)</li> </ul>

2.9	03/08/2022	Cargo Exchange Team	<ul style="list-style-type: none"> <li>• Added end point to replace vehicle for the trips</li> <li>• Added end point to update drivers for a trip</li> </ul>
3.0	04/28/2022	Cargo Exchange Team	<ul style="list-style-type: none"> <li>• Added end point to generate trip public link</li> </ul>
3.1	05/28/2022	Cargo Exchange Team	<ul style="list-style-type: none"> <li>• Added sub status 4 for fetch location in case of paused jio number</li> </ul>
3.2	10/20/2022	Cargo Exchange Team	<ul style="list-style-type: none"> <li>• Added end point for updating document number for a trip</li> </ul>

## OVERVIEW

Cargo Exchange is committed to provide most secure, reliable and user-friendly transportation solutions for all its customers.

This guide provides an overview of the integration process and step wise instructions to complete the same. You will gain access to application integration steps after an account created for you. Once the integration is established, the custom account settings also can be finalized.

Cargo Exchange's API is a RESTful API. In order to integrate with our API, you will need the credentials of your Cargo Exchange Account and auth key has to be generated to proceed with the integration. It's important to note that the Cargo Exchange APIs are constantly evolving, and updates regularly, if required. Cargo Exchange will intimate any major API change, so it's important that you check your notification or e-mail, frequently to be updated.

The base URL for all requests to Cargo Exchange API is

<https://track.cxipl.com/api>

Our REST-based API makes use of standard http verbs like GET, POST and DELETE

It uses standard HTTP responses (status codes) to indicate status of your requests. Also, UTC time format is followed for Dates. All traffic is secured by using HTTPS protocol.

API endpoints mentioned in this document include the following key functionalities:

- Create Trip (if applicable with Multiple destinations)
- Get Driver details
- Update Frequency
- Update End Date and Time
- Add Pings to the trip (if applicable)
- End-Trip (if applicable)

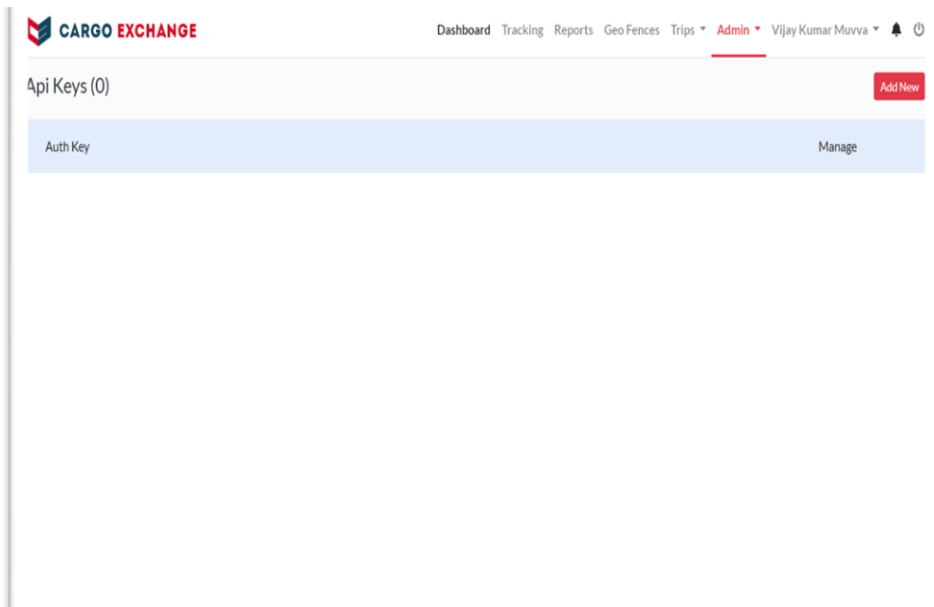
- Subscribe
- Fetch Location
- Unsubscribe
- Pings
- Consent Status
- Fetch Latest Location
- Branch Trip Details
- Get Latest Location by Document/Vehicle Number
- Create Trip using branch codes.
- End Trip (new)
- Replace Vehicle
- Update Drivers

## SETUP

### API KEY GENERATION

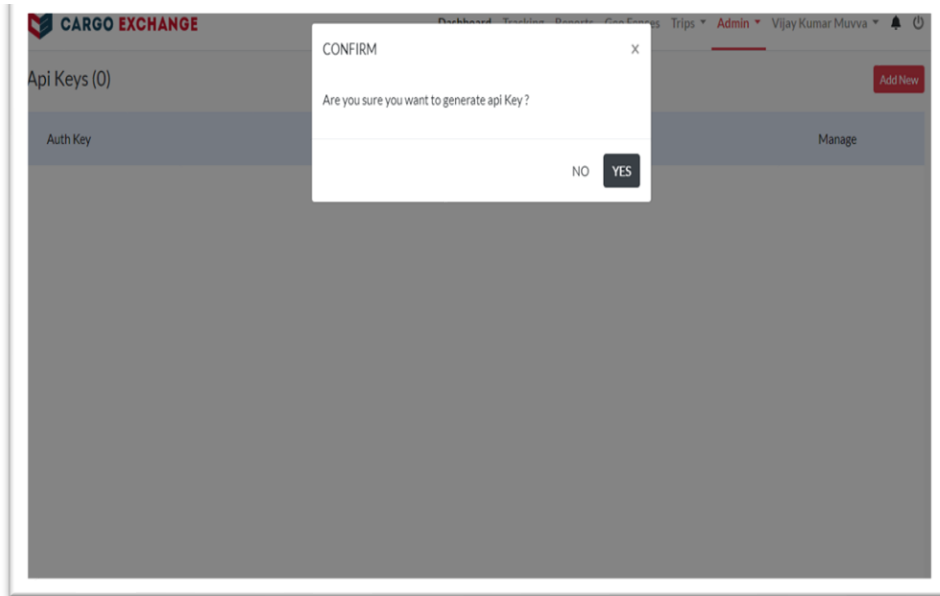
You need to generate and download an authkey from your login in Track and Trace platform. Please follow the below steps to download your key pair.

- Login to your account and proceed to Admin -> API Keys (refer to Screenshot 1). You may find existing keys as well if it is already generated. You can download and use an existing key or opt for creating a new one.



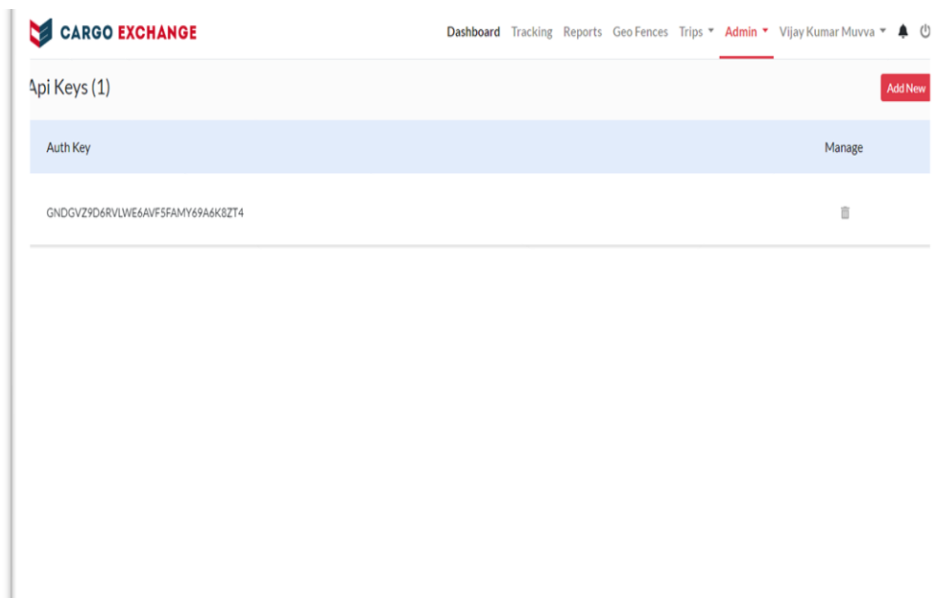
Screenshot 1

- To generate a new key pair
  - Click on Add New button
  - In the pop up, click on Yes button to generate the API Key. (refer to Screenshot 2)



Screenshot 2

- You should now be able to see the created key in the list. Copy the key and place it in the authkey (refer to Screenshot 3)



## API SERVICES

### CREATE TRIP

To create the trip for phone tracking by giving the number of pings, origin, destination, driver and vehicle details. End date and time will be calculated automatically based on the origin and destination. Tracking will stop automatically based on end date and time or current location of the vehicle. Pings will be assigned in the trip based on end date and time and default frequency in settings. Added multiple destinations option to the endpoint

---

### REQUEST URL

**POST** /v2/trips/create-trip

---

REQUEST HEADERS

Field	Type	Description
<b>content-Type</b>	String	Should always be "application/json"
<b>authkey</b>	String	Need to enter key provided by Cargo Exchange

---

BODY

Field	Type	Optional	Description
<b>driverName</b>	String	No	Name of the driver
<b>vehicleNo</b>	String	No	Vehicle registration number
<b>driverNumber</b>	String	No	Driver phone number
<b>origin</b>	Array	No	Coordinates for origin
<b>destination</b>	Array	No	Coordinates for destination
<b>invoiceNumber</b>	String	Yes	Invoice document number
<b>transporterName</b>	String	Yes	Name of the transporter
<b>branches</b>	Array	Yes	Branches required to visible the trip

SAMPLE REQUEST

```
{
  "driverName": "Anjali",
  "vehicleNo": "TS11ZA2093",
  "driverNumber": "7842542xxx",
  "origin": [83.497406, 19.003089],
  "destination": [78.400094, 17.440216],
  "invoiceNumber": "45567422",
  "transporterName": "Surya Konda",
  "branches": ["Hyderabad Branch"]
}
```

OR

---

BODY

Field	Type	Optional	Description
<b>driverName</b>	String	No	Name of the driver
<b>vehicleNo</b>	String	No	Vehicle registration number
<b>driverNumber</b>	String	No	Driver phone number
<b>origin</b>	Object	No	Coordinates for origin
<b>destination</b>	Object	No	Coordinates for destination
<b>invoiceNumber</b>	String	Yes	Invoice document number
<b>transporterName</b>	String	Yes	Name of the transporter
<b>branches</b>	Array	Yes	Branches required to visible the trip

---

SAMPLE REQUEST



```

{
  "driverName": "Anjali",
  "vehicleNo": "TS 11 ZA 2093",
  "driverNumber": "7842542095",
  "origin": {
    "locality": "komminenivaripalem",
    "city": "Ballikurava",
    "state": "andhra pradesh",
    "pincode": "500023"
  },
  "destination": {
    "locality": "madhapur",
    "city": "Hyderabad",
    "state": "Telangana",
    "pincode": "500015"
  },
  "invoiceNumber": "45567422",
  "transporterName": "Surya Konda",
  "branches": ["Hyderabad Branch"]
}

```

OR

BODY

Field	Type	Optional	Description
driverName	String	No	Name of the driver
vehicleNo	String	No	Vehicle registration number
driverNumber	String	No	Driver phone number
origin	Object	No	Coordinates for origin
destinations	Array	No	Multiple destinations
invoiceNumber	String	Yes	Invoice document number
transporterName	String	Yes	Name of the transporter
branches	Array	Yes	Branches required to visible the trip

NOTE: WHEN PINCODE IS SENT LOCALITY, CITY, STATE, WILL BE IGNORED. WHEN LOCATION(COORDINATES) IS SENT THEN REMAINING FIELDS WILL BE IGNORED IN DESTINATION OBJECT

SAMPLE REQUEST

```

{
  "driverName": "Anjali",
  "vehicleNo": "TS 11 ZA 2093",
  "driverNumber": "7842542095",
  "origin": {
    "locality": "komminenivaripalem",
    "city": "Ballikurava",
    "state": "andhra pradesh"
  },
  "destinations": [{
    "locality": "madhapur",
    "city": "Hyderabad",
    "state": "Telangana",
    "pincode": "500015"
  }],
  "invoiceNumber": "45567422",
  "transporterName": "Surya Konda",
  "branches": ["Hyderabad Branch"]
}

```

---

OR

#### SAMPLE REQUEST

```
{
  "driverName": "Anjali",
  "vehicleNo": "TS 11 ZA 2093",
  "driverNumber": "7842542095",
  "origin": {
    "locality": "komminenivaripalem",
    "city": "Ballikurava",
    "state": "andhra pradesh"
  },
  "destinations": [{
    "location": [83.497406,19.003089]
  }],
  "invoiceNumber": "45567422",
  "transpoterName": "Surya Konda",
  "branches":["Hyderabad Branch"]
}
```

---

#### RESPONSE

Field	Type	Optional	Description
<b>success</b>	Boolean	No	"true" if successful, "false" if not.
<b>data</b>	Object	No	Details of the Location

---

#### DATA OBJECT

Field	Type	Optional	Description
<b>message</b>	String	No	Message should be "Trip Created Successfully"
<b>tripId</b>	String	No	Unique id generated while creating the trip
<b>operator</b>	String	No	Name of the operator
<b>trackId</b>	String	No	Unique Id generated when trip is created.

---

#### SAMPLE RESPONSE

```
{
  "success": true,
  "data": {
    "message": "Trip Created Successfully",
    "tripId": "5e21539d99103e2c02d32b0e",
    "operator": "airtel",
    "trackId": "5CGUWZX1SZ"
  }
}
```

---

#### GET DRIVER DETAILS

To get the details of the driver using tripId

---

#### REQUEST URL

**GET** /v2/trips/{tripId}/driver-details

---

#### REQUEST HEADERS

Field	Type	Description
<b>content-Type</b>	String	Should always be "application/json"

<b>authkey</b>	String	Need to enter key provided by Cargo Exchange
----------------	--------	--

#### REQUEST PARAMETERS

Field	Type	Optional	Description
<b>tripId</b>	String	No	Trip id

#### RESPONSE

Field	Type	Optional	Description
<b>success</b>	Boolean	No	“true” if successful, “false” if not.
<b>data</b>	Object	No	Details of the driver

#### RESPONSE DATA OBJECT

Field	Type	Description
<b>name</b>	String	Name of the driver
<b>phoneNumber</b>	String	Phone number of driver

#### SAMPLE RESPONSE FOR SUCCESS

```
{
  "success": true,
  "data": [ {
    "name": "Anjali",
    "phoneNumber": ["9666812923"]
  } ]
}
```

#### UPDATE DRIVER DETAILS

To update the frequency to the driver’s phone number which is in trip.

If there is only one driver in trip, no need to send the Phone Number.

#### REQUEST URL

**PUT** /v2/trips/{tripId}/update-frequency

**tripId- Unique Id is generated when trip is created**

#### REQUEST HEADERS

Field	Type	Description
<b>content-Type</b>	String	Should always be “application/json”
<b>authkey</b>	String	Need to enter key provided by Cargo Exchange

---

## REQUEST PARAMETERS

Field	Type	Optional	Description
<b>tripId</b>	String	No	Trip id

---

## BODY

Field	Type	Optional	Description
<b>phoneNumber</b>	String	Yes	Driver's Phone Number is required when there are multiple drivers in trip
<b>frequency</b>	Array	No	Frequency in Hours and Minutes

---

## SAMPLE REQUEST

```
{
  "phoneNumber": "9618332260",
  "frequency": {
    "hour": 0,
    "minute": 15
  }
}
```

---

## RESPONSE

Field	Type	Optional	Description
<b>success</b>	Boolean	No	"true" if successful, "false" if not.
<b>data</b>	Object	No	Details of the trip

---

## DATA OBJECT

Field	Type	Optional	Description
<b>message</b>	String	No	Message should be "Frequency updated successfully"
<b>tripId</b>	String	No	Unique id of the trip
<b>trackId</b>	String	No	Unique id of the trip

---

## SAMPLE RESPONSE

```
{
  "success": true,
  "data": {
    "message": "Frequency updated Successfully",
    "tripId": "5ef0162c6a1fcf0732b920dc",
    "trackId": "XLVEW964DC"
  }
}
```

## UPDATE TRIP END DATE AND TIME

To Update the end date time to the driver in trip.

### REQUEST URL

**PUT** /v2/trips/{tripId}/update-tracking

**{tripId}**- Unique id generated to the trip

### REQUEST HEADERS

Field	Type	Description
<b>content-Type</b>	String	Should always be "application/json"
<b>authkey</b>	String	Need to enter key provided by Cargo Exchange

### REQUEST PARAMETERS

Field	Type	Optional	Description
<b>tripId</b>	String	No	Trip id

### BODY

Field	Type	Optional	Description
<b>phoneNumber</b>	String	Yes	Driver's phone number is required when multiple drivers in trip
<b>endTime</b>	DateTime	No	Date and Time to the driver

### SAMPLE REQUEST

```
{
  "phoneNumber": "9897793977",
  "endTime": "2020-06-23T23:30:00.000Z"
}
```

### RESPONSE

Field	Type	Optional	Description
<b>success</b>	Boolean	No	"true" if successful, "false" if not.
<b>data</b>	Object	No	Details of the trip

### RESPONSE DATA OBJECT

Field	Type	Optional	Description
-------	------	----------	-------------

<b>message</b>	String	No	Message should be "End Time updated successfully"
<b>tripId</b>	String	No	Unique id of the trip
<b>trackId</b>	String	No	Unique id of the trip

#### SAMPLE RESPONSE

```
{
  "success": true,
  "data": {
    "message": "End Time updated Successfully",
    "tripId": "5ef033fc6a1fcf0732b9222d",
    "trackId": "TRQDPKGP69"
  }
}
```

#### ADD PINGS TO TRIP

To add the pings to the existing trip. If the trip end time is going to complete, we cannot add the pings.

#### REQUEST URL

**POST** /v2/trips/add-pings

#### REQUEST HEADERS

Field	Type	Description
<b>content-Type</b>	String	Should always be "application/json"
<b>authkey</b>	String	Need to enter key provided by Cargo Exchange

#### BODY

Field	Type	Optional	Description
<b>pings</b>	Number	No	No of pings to be added to the trip.
<b>phoneNumber</b>	String	No	Phone number in the trip

#### SAMPLE REQUEST

```
{
  "pings": "4",
  "phoneNumber": "XXXXXXXXXX"
}
```

#### RESPONSE

Field	Type	Optional	Description
<b>success</b>	Boolean	No	"true" if successful, "false" if not.
<b>data</b>	String	No	Message should be "Pings added Successfully".

#### SAMPLE RESPONSE

```
{
  "success": true,
  "data": "Pings added successfully"
}
```

## END-TRIP

Trips which are created through API can end the trip using this endpoint.

### REQUEST URL

**PUT** /v2/trips/{tripId}/close

### REQUEST HEADERS

Field	Type	Description
<b>content-Type</b>	String	Should always be "application/json"
<b>authkey</b>	String	Need to enter key provided by Cargo Exchange

### REQUEST PARAMETERS

Field	Type	Optional	Description
<b>tripId</b>	String	No	Trip id

### RESPONSE

Field	Type	Optional	Description
<b>success</b>	Boolean	No	"true" if successful, "false" if not.
<b>data</b>	String	No	Status of trip

### RESPONSE DATA OBJECT

Field	Type	Description
<b>message</b>	String	Message should be "Trip Ended Successfully"

### SAMPLE RESPONSE

```
{
  "success": true,
  "data": "Trip ended successfully"
}
```

## SUBSCRIBE

Add user details to subscribe to the user's location for initiating the consent and tracking. User has to provide a consent to proceed further.

### Note:

1. Consent details Object in response is only to Jio numbers.

### REQUEST URL

**POST** /v2/phone-tracking/subscribe

---

## REQUEST HEADERS

Field	Type	Description
<b>content-type</b>	String	Should always be "application/json"
<b>authkey</b>	String	Need to enter key provided by Cargo Exchange

---

## BODY

Field	Type	Optional	Description
<b>phoneNumber</b>	String	No	10 digits phone number which need to be track
<b>carrier</b>	String	Yes	If carrier is not identified, then carrier need to provide one of the following airtel, jio, idea, Vodafone
<b>vehicleNumber</b>	String	Yes	Vehicle registration number
<b>transDocNumber</b>	String	Yes	Document number

---

## SAMPLE REQUEST

```
{
  "phoneNumber": "xxxxxxxxxx",
  "carrier": "airtel",
  "vehicleNumber": "TS09AY0923",
  "transDocNumber": "127602"
}
```

---

## RESPONSE

Field	Type	Optional	Description
<b>success</b>	Boolean	No	"true" if successful, "false" if not.
<b>data</b>	Object	No	Details of the subscription

---

## DATA OBJECT

Field	Type	Optional	Description
<b>status</b>	String	No	Status of subscription must be "ALLOWED" or "PENDING"
<b>consentDetails</b>	Object	No	Consent message details (applicable only for Jio)
<b>operator</b>	String	No	Name of the operator

---

## CONSENT DETAILS OBJECT (APPLICABLE ONLY FOR JIO)

Field	Type	Optional	Description
<b>user_response</b>	Object	No	Message details send by user
<b>expires_on</b>	DateTime	No	Consent request expiring date and time
<b>message</b>	String	No	Message sent when requested for consent

---

## USER RESPONSE OBJECT

Field	Type	Optional	Description
<b>timestamp</b>	DateTime	No	Date and time of response from user



<b>message</b>	String	No	Message send by user for consent request
----------------	--------	----	--

#### SAMPLE RESPONSE

```

{
  "success": true,
  "data": {
    "status": "PENDING",
    "consentDetails": {
      "user_response": {
        "timestamp": "2020-01-24T12:21:14.062Z",
        "message": "Gg"
      },
      "expires_on": "2020-07-22T17:50:02.000Z",
      "message": "Please provide your consent to track your location by your service provider. Please reply with Y 5168528 and CANCEL for cancelling the consent before the expiry date 22-Jul-2020 17:50 - Cargo Exchange India Pvt Ltd"
    }
  },
  "operator": "jio"
}

```

#### ERROR CODES

Error Code	Sub Status	Error Message	Description
<b>403</b>		Forbidden	When the user has no Phone Tracking permission
<b>412</b>		Phone Number is required	Phone number is not given
<b>412</b>		Unable to identify carrier! Please provide carrier to track	Not able to identify the carrier.
<b>422</b>		Supported carrier airtel, jio, idea, vodafone. The carrier for this number is <carrier>	When Carrier is not supported <carrier> will be the telecom operator name
<b>412</b>	2	Please Provide valid Phone Number	When Phone number format is wrong
<b>504</b>		Request Timeout. Please try again	When unable to reach the Operator
<b>416</b>		Invalid Operator	When Carrier is not supported or not matched with given Phone number
<b>412</b>	3	Insufficient Credits, please add Credits	When there are no sufficient credits to subscribe
<b>416</b>		Invalid Operator	When operator is invalid

#### FETCH LOCATION

Get the latest location of the user post receiving the consent from user. In case of Jio, once the consent is provided the first location should be hit in 1 Hour else the number will be sent into Paused state. The consecutive location should be hit in 4 hours, else the number will be sent into Paused state. When the number is in Paused state and hit for location, then an error will be sent saying **Please try again after 15 mins!!**, after 15 mins the number will be unpaused and location can be fetched.

#### REQUEST URL

**POST** /v2/phone-tracking/location

---

## REQUEST HEADERS

Field	Type	Description
<b>content-Type</b>	String	Should always be "application/json"
<b>authkey</b>	String	Need to enter key provided by Cargo Exchange

---

## BODY

Field	Type	Optional	Description
<b>phoneNumber</b>	String	No	10 digits phone number which need to track

---

## SAMPLE REQUEST

```
{
  "phoneNumber": "xxxxxxxxxx"
}
```

---

## RESPONSE

Field	Type	Optional	Description
<b>success</b>	Boolean	No	"true" if successful, "false" if not.
<b>data</b>	Object	No	Details of the Location

---

## DATA OBJECT

Field	Type	Optional	Description
<b>Location</b>	Array	No	Details of location with latitude and longitude
<b>Timestamp</b>	DateTime	No	Date and time of the location
<b>transDocNumber</b>	String	Yes	Document number
<b>vehicleNumber</b>	String	Yes	Vehicle registration number

---

## SAMPLE RESPONSE

```
{
  "success": true,
  "data": {
    "location": [
      78.39957472222223,
      17.43964777777778
    ],
    "timestamp": "2019-06-04T13:50:47.472Z",
    "transDocNumber": "127602",
    "vehicleNumber": "TS09AY0923"
  }
}
```

---

## ERROR CODES

Error Code	Sub Status	Error Message	Description
<b>403</b>		Forbidden	When user has no Phone Tracking permission
<b>412</b>		Phone Number is required	Phone number is not given
<b>412</b>	2	Please Provide valid Phone Number	When Phone number format is wrong
<b>203</b>		Phone is out of coverage area	When Phone is not reachable

502		Location not received from carrier	When there is an issue in fetching location from the carrier.
504		Request Timeout. Please try again	When unable to reach the Operator
412	1	A consent message has been sent to the user. Please ask the user to provide the consent	When consent is not yet provided by the user
412	2	Please subscribe first	When subscription is not yet requested
204		Phone Switched off	When Phone is Switched off
416		Invalid Operator	When Carrier is not supported
412	3	Insufficient Credits, please add credits	When there are no sufficient credits to fetch the location
412	4	Please try again after 15 mins!!	When the jio number is paused and tries to hit a location

## UNSUBSCRIBE

Unsubscribe the user's location

### Note:

1. Unsubscribe is mandatory for Jio Numbers.
2. If Consent is not allowed within 6 hours then number will be unsubscribing automatically for Jio Number.
3. If there is no at least one location API hit within 24 hours then number will be unsubscribing automatically for Jio Number.

## REQUEST URL

**POST** /v2/phone-tracking/unsubscribe

## REQUEST HEADERS

Field	Type	Description
<b>content-Type</b>	String	Should always be "application/json"
<b>authkey</b>	String	Need to enter key provided by Cargo Exchange

## BODY

Field	Type	Optional	Description
<b>phoneNumber</b>	String	No	Phone number which need to be unsubscribe from tracking

## SAMPLE REQUEST

```
{
  "phoneNumber": "xxxxxxxxxx"
}
```

---

## RESPONSE

Field	Type	Optional	Description
<b>success</b>	Boolean	No	"true" if successful, "false" if not.
<b>data</b>	Object	No	Unsubscription details

---

## DATA OBJECT

Field	Type	Optional	Description
<b>message</b>	String	No	Message should be "Unsubscribed successfully!!"

---

## SAMPLE RESPONSE

```
{
  "success": true,
  "data": {"message": "Unsubscribed successfully!!"}
}
```

---

## ERROR CODES

Error Code	Error Message	Description
<b>403</b>	Forbidden	When user has no Phone Tracking permission
<b>412</b>	Phone Number is required	Phone number is not given
<b>412</b>	Please Provide valid Phone Number	When Phone number format is wrong

---

## PINGS

Able to get the number of pings used in particular date

---

## REQUEST URL

**POST** /v2/phone-tracking/pings

---

## REQUEST HEADERS

Field	Type	Description
<b>content-Type</b>	String	Should always be "application/json"
<b>authkey</b>	String	Need to enter key provided by Cargo Exchange

---

## BODY

Field	Type	Optional	Description
<b>startDate</b>	String	No	Start date to get the pings used
<b>endDate</b>	String	No	End date to get the pings used.

---

## SAMPLE REQUEST

```
{
  "startDate": "04/05/2019",
}
```

```
"endDate": "04/06/2019"
}
```

#### RESPONSE

Field	Type	Optional	Description
<b>status</b>	Boolean	No	"true" if successful, "false" if not.
<b>data</b>	Object	No	Pings details

#### DATA OBJECT

Field	Type	Optional	Description
<b>date</b>	String	No	Date on which pings are used.
<b>pings</b>	Number	No	Number of pings used on certain date

#### SAMPLE RESPONSE

```
{
  "success": true,
  "data": [
    {
      "date": "2019-06-04",
      "pings": 2
    }
  ]
}
```

#### CONSENT STATUS

To get the status of consent to the phone numbers using From and To date with pagination.

#### REQUEST URL

**GET** /v2/phone-tracking/consent-status

#### REQUEST HEADERS

Field	Type	Description
<b>content-Type</b>	String	Should always be "application/json"
<b>authkey</b>	String	Need to enter key provided by Cargo Exchange

#### REQUEST PARAMETERS

Field	Type	Optional	Description
<b>fromDate</b>	Date	Yes	From date to get consent status
<b>toDate</b>	Date	Yes	To date to get the consent status
<b>skip</b>	Number	Yes	Number of records to be skipped

#### RESPONSE

Field	Type	Optional	Description
<b>status</b>	Boolean	No	"true" if successful, "false" if not.
<b>data</b>	Object	No	Consent details

---

## DATA OBJECT

Field	Type	Optional	Description
carrier	String	No	Carrier of mobile number
consent	String	No	Status of consent
created	DateTime	No	Created date and time
pendingAt	DateTime	Yes	Consent pending date and time
allowedAt	DateTime	Yes	Consent allowed date and time

---

## SAMPLE RESPONSE

```
{
  "success": true,
  "data": [
    {
      "carrier": "jio",
      "consent": "PENDING",
      "pendingAt": "2019-11-01T07:11:27.210Z",
      "phoneNumber": "7000251025",
      "created": "2019-11-01T07:11:27.209Z"
    },
    {
      "carrier": "idea",
      "consent": "PENDING",
      "pendingAt": "2019-11-01T07:54:16.176Z",
      "phoneNumber": "8683924722",
      "created": "2019-11-01T07:54:16.175Z"
    },
    {
      "carrier": "vodafone",
      "consent": "PENDING",
      "pendingAt": "2019-11-01T09:19:55.409Z",
      "phoneNumber": "8708116811",
      "created": "2019-11-01T09:19:55.409Z"
    },
    {
      "carrier": "airtel",
      "consent": "ALLOWED",
      "allowedAt": "2019-11-01T09:43:16.148Z",
      "phoneNumber": "9724622247",
      "created": "2019-11-01T09:43:16.148Z"
    },
    {
      "carrier": "airtel",
      "consent": "ALLOWED",
      "allowedAt": "2019-11-02T11:10:38.445Z",
      "phoneNumber": "9729502651",
      "created": "2019-11-02T11:10:38.445Z"
    }
  ]
}
```

---

## FETCH LATEST LOCATION

Get the latest location of all the phone numbers in first request. From next request, data will send if any new locations are received to the phone numbers.

---

## REQUEST URL

**GET** /v2/phone-tracking/latest-locations

---

## REQUEST HEADERS

Field	Type	Description
<b>content-Type</b>	String	Should always be "application/json"
<b>authkey</b>	String	Need to enter key provided by Cargo Exchange

---

#### RESPONSE

Field	Type	Optional	Description
<b>status</b>	Boolean	No	"true" if successful, "false" if not.
<b>data</b>	Object	No	Details of the subscription

---

#### DATA OBJECT

Field	Type	Optional	Description
<b>vehicle</b>	String	No	Phone number unique id for trip
<b>timestamp</b>	DateTime	No	Date and Time of location
<b>remainingDistance</b>	Number	No	Distance to be travelled
<b>totalDistance</b>	Number	No	Total distance from origin to destination
<b>distanceTravelled</b>	Number	No	Vehicle distance travelled.
<b>phoneNumber</b>	String	No	Location which get from the Phone Number
<b>longitude</b>	Number	No	Longitude of the location
<b>latitude</b>	Number	No	Latitude of the location
<b>locationInfo</b>	Object	No	Details of the location

---

#### LOCATION INFO OBJECT

Field	Type	Optional	Description
<b>locality</b>	String	No	Locality of the vehicle
<b>city</b>	String	No	Name of the city
<b>state</b>	String	No	Name of the state
<b>countryCode</b>	String	No	Name of the country

---

#### SAMPLE RESPONSE FOR SUCCESS

```
{
  "success": true,
  "data": [
    {
      "vehicle": "SD23JK4535",
      "timestamp": "2020-02-18T09:45:28.202Z",
      "phoneNumber": "7842542095",
      "remainingDistance": 705.39,
      "totalDistance": 713.08,
      "distanceTravelled": 1.89,
      "longitude": 78.403145,
      "latitude": 17.439434,
      "locationInfo": {
        "locality": "548a, Rd Number 33, Aditya Enclave, Venkatagiri, Jubilee Hills, Hyderabad, Telangana 500033, India",
        "city": "Hyderabad",
        "state": "Telangana",
        "countryCode": "IN"
      }
    }
  ],
}
```

```

"vehicle": "KA09ZY1036",
"timestamp": "2020-02-18T09:45:26.617Z",
"phoneNumber": "9666812923",
"remainingDistance": 576.94,
"totalDistance": 576.27,
"distanceTravelled": 0,
"longitude": 78.40076,
"latitude": 17.4381,
"locationInfo": {
  "locality": "654, Aditya Enclave, Venkatagiri, Jubilee Hills, Hyderabad, Telangana
500033, India",
  "city": "Hyderabad",
  "state": "Telangana",
  "countryCode": "IN"
}
}
]
}

```

## BRANCH TRIP DETAILS

To get the details of the trips with locations and phone numbers by the branch

### REQUEST URL

**GET** /v1/trips/details/<branchId>

**Note:** Branch Id is the unique id generated while creating the branch.

### REQUEST HEADERS

Field	Type	Description
<b>content-Type</b>	String	Should always be "application/json"
<b>authkey</b>	String	Need to enter key provided by Cargo Exchange

### RESPONSE

Field	Type	Optional	Description
<b>status</b>	Boolean	No	"true" if successful, "false" if not.
<b>data</b>	Object	No	Details of the subscription

### DATA OBJECT

Field	Type	Optional	Description
<b>status</b>	String	No	Vehicle Status (Running)
<b>deviceId</b>	String	No	Driver Mobile Number.
<b>providerCode</b>	String	No	Fixed Value- Cargo Exchange
<b>vehicleType</b>	String	No	Vehicle type is "Truck".
<b>vehicleNumber</b>	String	No	Vehicle Registration number
<b>latitude</b>	Number	No	Driver location latitude
<b>longitude</b>	Number	No	Driver location longitude
<b>dateTime</b>	DateTime	No	Date and Time of location (UTC)

### SAMPLE RESPONSE FOR SUCCESS

```
{
```



```

"success": true,
"data": [
  {
    "satus": "Running",
    "deviceId": "xxxxxxxxxx",
    "providerCode": "Cargo Exchange",
    "vehicleType": "Truck",
    "vehicleNumber": "AP07BA1244",
    "latitude": 13.111222,
    "longitude": 80.16167,
    "dateTime": "2019-09-27T12:55:03.617Z"
  },
  {
    "satus": "Running",
    "deviceId": "xxxxxxxxxx",
    "providerCode": "Cargo Exchange",
    "vehicleType": "Truck",
    "vehicleNumber": "AP10BA2444",
    "latitude": 12.738363,
    "longitude": 77.78452,
    "dateTime": "2019-09-27T12:45:08.138Z"
  }
]
}

```

## ERROR CODES

Error Code	Error Message	Description
412	Not Allowed To Access	When branch id is incorrect.

## GET LATEST LOCATION BY DOC / VEHICLE NUMBER

To get the details of the location using document number or vehicle registration number.

Document number or vehicle registration number is required to get the location.

## REQUEST URL

**GET** /v2/phone-tracking/doc-latest-location

## REQUEST HEADERS

Field	Type	Description
<b>content-Type</b>	String	Should always be "application/json"
<b>authkey</b>	String	Need to enter key provided by Cargo Exchange

## REQUEST PARAMETERS

Field	Type	Optional	Description
<b>vehicleNumber</b>	String	Yes	Vehicle registration number is required if document number is empty
<b>docNumber</b>	String	Yes	Document number is required if vehicle registration number is empty

## RESPONSE

Field	Type	Optional	Description
<b>success</b>	Boolean	No	"true" if successful, "false" if not.
<b>data</b>	Object	No	Details of the subscription

---

#### DATA OBJECT

Field	Type	Optional	Description
vehicle	String	No	Vehicle Status (Running)
phoneNumber	String	No	Driver Mobile Number.
docNumber	String	No	Fixed Value- Cargo Exchange
remainingDistance	Number	No	Vehicle type is "Truck".
locationInfo	Object	No	Vehicle Registration number
totalDistance	Number	No	Total distance from origin to Destination
distanceTravelled	Number	No	Distance travelled by vehicle
latitude	Number	No	Driver location latitude
longitude	Number	No	Driver location longitude
timeStamp	DateTime	No	Date and Time of location

---

#### LOCATION INFO OBJECT

Field	Type	Optional	Description
name	String	No	Complete location details.
admin2Name	String	No	City/Locality
admin1Name	String	No	State
countryCode	String	No	Country

---

#### SAMPLE RESPONSE FOR SUCCESS

```
{
  "success": true,
  "data": {
    "vehicle": "TS07FE9171",
    "phoneNumber": "9985609084",
    "docNumber": "002924",
    "remainingDistance": 320.36,
    "locationInfo": {
      "locality": "169 & 170, Hmt Sathavahana Nagar, Kukatpally, Hyderabad, Telangana 500072, India",
      "city": "R.R. District",
      "state": "Telangana",
      "countryCode": "IN"
    },
    "totalDistance": 272.38,
    "distanceTravelled": 0,
    "latitude": 78.40185,
    "longitude": 17.49659,
    "timeStamp": "2020-01-03T18:30:15.455Z"
  }
}
```

---

#### CREATE TRIP

Create trip with multiple branches as destinations. Trip will be ended automatically when the vehicles enters destination geofence

---

#### REQUEST URL

**POST** /v3/trips/create

---

**REQUEST HEADERS**

Field	Type	Description
<b>content-Type</b>	String	Should always be "application/json"
<b>authkey</b>	String	Need to enter key provided by Cargo Exchange

---

**BODY**

Field	Type	Optional	Description
<b>vehicleNo</b>	String	No	Vehicle registration number
<b>origin</b>	Array	Yes	Coordinates for origin. In case of originCode is provided this field is not required
<b>destination</b>	Array	Yes	Coordinates for destination. In case of destinationCode is provided this field is not required
<b>drivers</b>	Array	Yes	Driver information in case of phone, driver trip being created
<b>docNumber</b>	String	Yes	Document number being used for the trip
<b>category</b>	String	Yes	Trip Category
<b>uuid</b>	String	Yes	In case of GPS trip if uuid is passed then unique vehicle will be created based on uuid and associated to the vehicle. If uuid is not provided then vehicle number will be considered as unique identifier and will be associated to the vehicle
<b>originCode</b>	String	Yes	Branch Code of origin. In case of origin is provided this field is not required
<b>destinationCodes</b>	Array	Yes	Branch Code of destinations. In case of destination is provided this field is not required
<b>branches</b>	Array	Yes	If the trip needs to be visible to any branch need to send the name of the branch
<b>customer</b>	String	Yes	Name of the customer

**OR**

---

**BODY**

Field	Type	Optional	Description
<b>vehicleNo</b>	String	No	Vehicle registration number
<b>origin</b>	Object	No	Origin details
<b>destination</b>	Object	No	Desination details
<b>drivers</b>	Array	Yes	Driver information in case of phone, driver trip being created

<b>docNumber</b>	String	Yes	Name of the transporter
<b>category</b>	String	Yes	Trip Category
<b>uuid</b>	String	Yes	In case of GPS trip if uuid is passed then unique vehicle will be created based on uuid and associated to the vehicle. If uuid is not provided then vehicle number will be considered as unique identifier and will be associated to the vehicle
<b>originCode</b>	String	Yes	Branch Code of origin. In case of origin is provided this field is not required
<b>destinationCodes</b>	Array	Yes	Branch Code of destinations. In case of destination is provided this field is not required
<b>branches</b>	Array	Yes	If the trip needs to be visible to any branch need to send the name of the branch
<b>customer</b>	String	Yes	Name of the customer

---

#### ORIGIN/DESTINATION OBJECT

Field	Type	Optional	Description
<b>locality</b>	String	No	Locality of the origin
<b>city</b>	String	No	Name of the origin city
<b>state</b>	String	No	Name of the origin state

---

#### DRIVER OBJECT

Field	Type	Optional	Description
<b>name</b>	String	No	Name of the driver
<b>phoneNumber</b>	String	No	Phone number used for tracking in case of phone/driver mode
<b>endTime</b>	String	Yes	In case of phone mode End time is required, based on which the tracking will be stopped. End time should be in UTC format
<b>frequency</b>	Object	Yes	In case of phone mode when frequency is passed pings for fetching locations will be created based on this frequency, if not the frequency will be considered from preferenes present in the application

---

#### FREQUENCY OBJECT (USED IN CASE OF MODE IS PHONE)

Field	Type	Optional	Description
<b>hour</b>	Number	No	Hours
<b>minute</b>	Number	No	Minutes

---

#### SAMPLE REQUEST

```
{
```

```
"vehicleNo": "AP16TJ2151",
"origin": [ 79.990131, 15.948367 ],
"destination": [ 78.40297, 17.495423 ],
"drivers": [{
  "name": "Ajay",
  "phoneNumber": "9897793XXX",
  "endTime": "2020-06-20 17:30:00.000Z"
},
{
  "name": "Vikas Kumar",
  "phoneNumber": "7416444XXX",
  "endTime": "2020-06-20 15:30:00.000Z",
  "frequency": { "hour": 1, "minute": 15 }
}],
"docNumber": "00001",
"category": "Linehaul",
"uuid": "345XXXXXXXXXXXX",
"branches": ["Hyderabad", "Delhi"],
"customer": "ABC Chemical"
}
```

OR

---

#### SAMPLE REQUEST

```
{
"vehicleNo": "AP16TJ2151",
"drivers": [{
  "name": "Ajay",
  "phoneNumber": "9897793XXX",
  "endTime": "2020-06-20 17:30:00.000Z"
},
{
  "name": "Vikas Kumar",
  "phoneNumber": "7416444XXX",
  "endTime": "2020-06-20 15:30:00.000Z",
  "frequency": { "hour": 1, "minute": 15 }
}],
"docNumber": "00001",
"category": "Feeder",
"uuid": "345XXXXXXXXXXXX",
"originCode": "6004",
"destinationCodes": ["6005", "6006"],
"branches": ["Hyderabad", "Delhi"],
"customer": "ABC Chemical"
}
```

OR

---

#### SAMPLE REQUEST

```
{
"vehicleNo": "TS 11 ZA 2093",
"origin": {
  "locality": "komminenivaripalem",
  "city": "Ballikurava",
  "state": "andhra pradesh"
},
"destination": {
  "locality": "madhapur",
  "city": "Hyderabad",
  "state": "Telangana"
},
"drivers": [{
  "name": "Ajay",
  "phoneNumber": "9897793XXX",
  "endTime": "2020-06-20 17:30:00.000Z"
},
{
  "name": "Vikas Kumar",
  "phoneNumber": "7416444XXX",
  "endTime": "2020-06-20 15:30:00.000Z",
  "frequency": { "hour": 1, "minute": 15 }
}
```

```

    }],
    "docNumber": "45567422",
    "category": "Feeder"
    "uuid": "345XXXXXXXXXX",
    "branches": ["Hyderabad", "Delhi"],
    "customer": "ABC Chemical"
}

```

OR

#### SAMPLE REQUEST

```

{
  "vehicleNo": "TS 11 ZA 2093",
  "drivers": [{
    "name": "Ajay",
    "phoneNumber": "9897793XXX",
    "endTime": "2020-06-20 17:30:00.000Z"
  },
  {
    "name": "Vikas Kumar",
    "phoneNumber": "7416444XXX",
    "endTime": "2020-06-20 15:30:00.000Z",
    "frequency": { "hour": 1, "minute": 15 }
  }
  ]],
  "docNumber": "45567422",
  "category": "Feeder"
  "uuid": "345XXXXXXXXXX",
  "originCode": "6004",
  "destinationCodes": ["6005", "6006"],
  "branches": ["Hyderabad", "Delhi"],
  "customer": "ABC Chemical"
}

```

#### RESPONSE

Field	Type	Optional	Description
<b>success</b>	Boolean	No	"true" if successful, "false" if not.
<b>data</b>	Object	No	Details of the Location

#### DATA OBJECT

Field	Type	Optional	Description
<b>message</b>	String	No	Message will be "Trip Created Successfully"
<b>tripId</b>	String	No	Unique id generated while creating the trip
<b>trackId</b>	String	No	Unique Id generated when trip is created and used for displaying in application

#### SAMPLE RESPONSE

```

{
  "success": true,
  "data": {
    "message": "Trip Created Successfully",
    "tripId": "5e21539d99103e2c02d32b0e",
    "trackId": "5CGUWZX1SZ"
  }
}

```

#### END-TRIP USING VEHICLE NUMBER

Trips which are created through API can end the trip using this endpoint.

#### REQUEST URL

**POST** /v3/trips/end

#### REQUEST HEADERS

Field	Type	Description
<b>content-Type</b>	String	Should always be "application/json"
<b>authkey</b>	String	Need to enter key provided by Cargo Exchange

#### REQUEST BODY

Field	Type	Optional	Description
<b>vehicleNo</b>	String	No	Vehicle number for which the trip needs to be closed

#### RESPONSE

Field	Type	Optional	Description
<b>success</b>	Boolean	No	"true" if successful, "false" if not.
<b>data</b>	String	No	Trip ended successfully for TS15EXXXX

#### SAMPLE RESPONSE

```
{
  "success": true,
  "data": "Trip ended successfully for TS15EXXXX"
}
```

#### REPLACE VEHICLE USING VEHICLE NUMBER

Replace vehicle for the trips created using API

#### REQUEST URL

**PUT** /v3/trips/replace-vehicle

#### REQUEST HEADERS

Field	Type	Description
<b>content-Type</b>	String	Should always be "application/json"
<b>authkey</b>	String	Need to enter key provided by Cargo Exchange

#### REQUEST BODY

Field	Type	Optional	Description
<b>oldVehicleNo</b>	String	No	Old vehicle number of the trip
<b>newVehicleNo</b>	String	No	New vehicle number which will replace the older vehicle (Which is present in the system already)
<b>reason</b>	String	No	Reason for replacing the vehicle

#### SAMPLE REQUEST

```
{
  "oldVehicleNo": "AP16TJ2151",
  "newVehicleNo": "AP16TJ4161",
  "reason": "Some reason"
}
```

#### RESPONSE

Field	Type	Optional	Description
<b>success</b>	Boolean	No	"true" if successful, "false" if not.
<b>data</b>	Object	No	Response object

#### SAMPLE RESPONSE

```
{
  "success": true,
  "data": {
    "message": "Vehicle replaced successfully"
  }
}
```

#### UPDATE-DRIVERS USING VEHICLE NUMBER

Update driver details for a trip created using API

#### REQUEST URL

**PUT** /v3/trips/update-drivers

#### REQUEST HEADERS

Field	Type	Description
<b>content-Type</b>	String	Should always be "application/json"
<b>authkey</b>	String	Need to enter key provided by Cargo Exchange

#### REQUEST BODY

Field	Type	Optional	Description
<b>vehicleNo</b>	String	No	Vehicle number for which the driver details needs to be updated
<b>drivers</b>	Array	No	Driver information

#### DRIVER OBJECT

Field	Type	Optional	Description
<b>name</b>	String	No	Name of the driver
<b>phoneNumber</b>	String	No	Phone number used for tracking in case of phone/driver mode
<b>endTime</b>	String	Yes	In case of phone mode End time is required, based on which the tracking will be stopped. End time should be in UTC format



<b>frequency</b>	Object	Yes	In case of phone mode when frequency is passed pings for fetching locations will be created based on this frequency, if not the frequency will be considered from preferenes present in the application
------------------	--------	-----	---

#### FREQUENCY OBJECT (USED IN CASE OF MODE IS PHONE)

Field	Type	Optional	Description
<b>hour</b>	Number	No	Hours
<b>minute</b>	Number	No	Minutes

#### SAMPLE REQUEST

```
{
  "vehicleNo": "AP16TJ2151",
  "drivers": [ {
    "name": "Ajay",
    "phoneNumber": "9897793XXX",
    "endTime": "2020-06-20 17:30:00.000Z"
  },
  {
    "name": "Vikas Kumar",
    "phoneNumber": "7416444XXX",
    "endTime": "2020-06-20 15:30:00.000Z",
    "frequency": { "hour": 1, "minute": 15 }
  }
]
}
```

#### }RESPONSE

Field	Type	Optional	Description
<b>success</b>	Boolean	No	"true" if successful, "false" if not.
<b>data</b>	Object	No	Response object

#### SAMPLE RESPONSE

```
{
  "success": true,
  "data": {
    "message": "Driver details updated successfully for TS15EXXXXX"
  }
}
```

#### GENERATE A PUBLIC LINK FOR A TRIP

Generate a public link for a trip so that can be viewed publicly

#### REQUEST URL

**POST** /v3/trips/share-link/public

#### REQUEST HEADERS

Field	Type	Description
<b>content-Type</b>	String	Should always be "application/json"
<b>authkey</b>	String	Need to enter key provided by Cargo Exchange

---

#### REQUEST BODY

Field	Type	Optional	Description
<b>vehicleNo</b>	String	No	Vehicle number for which the driver details needs to be updated

```
{  
  "vehicleNo": "AP16TJ2151"  
}
```

---

#### RESPONSE

Field	Type	Optional	Description
<b>success</b>	Boolean	No	"true" if successful, "false" if not.
<b>data</b>	Object	No	Response object

---

#### SAMPLE RESPONSE

```
{  
  "success": true,  
  "data": "https://track.cxipl.com/public/b3cb2d4f-f618-493c-8bd6-2b4db33e4ee8"  
}
```

---

#### UPDATE DOCUMENT NUMBER

Update the document number in a trip

---

#### REQUEST URL

**PUT** /v3/trips/update-doc-number

---

#### REQUEST HEADERS

Field	Type	Description
<b>content-Type</b>	String	Should always be "application/json"
<b>authkey</b>	String	Need to enter key provided by Cargo Exchange

---

#### REQUEST BODY

Field	Type	Optional	Description
<b>vehicleNo</b>	String	No	Vehicle number for which the document number to be replaced
<b>docNumber</b>	String	No	Document number to be updated

```
{  
  "vehicleNo": "AP16TJ2151",  
  "docNumber": "AP16TJ2151"  
}
```

---

}RESPONSE

Field	Type	Optional	Description
<b>success</b>	Boolean	No	"true" if successful, "false" if not.
<b>data</b>	Object	No	Response object

---

SAMPLE RESPONSE

```
{
  "success": true,
  "data": {
    "message": "Document number replaced successfully"
  }
}
```